

Sew MORE Amazing Scarves

Sometimes sewing inspiration strikes but you feel like you don't have enough time set aside. Well, if you are motivated to stitch, make a quick scarf. This week, part two of [Sew Amazing Scarves](#) is the featured [online, streaming video](#), where you'll learn how to create six scarf options.

Listed below are the scarf designs. Vote for your favorite and you could be the random winner of the book [Sew Amazing Scarves](#), featuring 20 scarf techniques in all! Details are listed at the end of this blog.

Knot Your Average Scarf

Knot Your Average Scarf is the first scarf option you'll see demonstrated online. Use either knit or woven fabric; the scarf has a definite focal point. You'll learn how to knot, and then sew!



20-Minute Scarf

Ever think you could complete a sewing project in a less than a half hour? It's true! The 20-Minute Scarf takes about 10 minutes to cut and another 10 minutes to sew or serge. With only four seams, the 20-Minute Scarf just may become your go-to gift to serge or sew!



S-Curve Scarf

Different fabrics, different looks—that statement couldn't be more obvious when looking at these two scarf options. Even though the same pattern was used, the edge finish plus the fabric choice changed this scarf from elegant to casual. It's called an S-Curve Scarf. Two donut shapes are the pattern pieces. Wonder how it's made? I think you'll be surprised!

Lettuce-Edge S-Curve Scarf




Flirty Scarf

This scarf started out as six circles. With a little creative cutting, each circle turns into a flounce. It's practically a no-sew technique, since non-raveling interlock knit is the fabric of choice.




All Knotted Up Scarf

For scarves with plenty of dimension and texture, turn knit fabric into yarn-type strips and tie knots! From fleece to

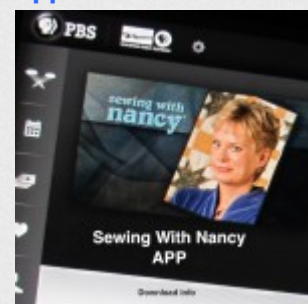


slinky knit, use 1/2 yard of fabric or less to fashion your version of the All Knotted Up Scarf.



Watch Sewing With Nancy [online!](#)

You can watch [Sewing With Nancy](#) on your iPad, iPod Touch, or iPhone. [Download the app.](#)



Sewing with Nancy

VIDEOS NANCY'S CORNER SCHEDULE ABOUT FOR STATIONS AND MEDIA



FOLLOW NANCY!     

[Sewing With Nancy](#) » Sew Amazing Scarves, Part 2



Sew Amazing Scarves, Part 2

Premiere date: Oct 14, 2013



Vote for your favorite scarf!

What's your favorite scarf from this episode? Vote this week and next week too, and you could be the random winner of the book, [Sew Amazing Scarves](#). Twenty scarves are included in the book, plus patterns for the designs that are not rectangles. A winner will be announced April 2.



Bye for now,

A handwritten signature in black ink that reads "Nancy Zieman". The signature is written in a cursive style and is enclosed in a white rectangular box.

Content in this feed is © copyright 2015 by Nancy Zieman and may not be republished without written permission. You're welcome to forward the email to a friend or colleague but it's not okay to add the RSS feed automatically as content on a blog or other website.